



INTERNATIONAL PUBLIC SCHOOL

Holiday Home Work

Class - KG II

Name of the Student _____




**Blooming
Buds**



INTERNATIONAL PUBLIC SCHOOL

Class KG II, Worksheet

Join the dots from a to z and colour the picture





INTERNATIONAL PUBLIC SCHOOL

Class KG II, Worksheet

Identify the pictures and write. The beginning sounds.



_____ ag



_____ en



_____ us



_____ ix




_____ in



_____ og




_____ en



_____ ig



_____ at



_____ et



INTERNATIONAL PUBLIC SCHOOL

Class KG II, Worksheet

Select the correct vowel and fill it in the space provided below each picture.

a e i o u



f _____ x



b _____ g



h _____ n



f _____ sh



j _____ g



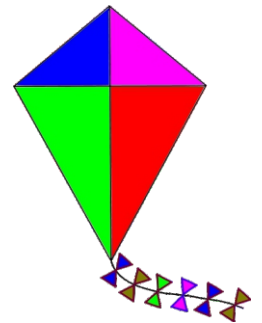
d _____ g



b _____ ll



n _____ st



k _____ te



INTERNATIONAL PUBLIC SCHOOL

Class KG II, Worksheet

Identify the pictures and write. Fill in the first and last sound



_____ a _____



_____ o _____



_____ u _____



_____ l _____




_____ o _____



_____ e _____



_____ e _____



_____ e _____



_____ o _____



_____ u _____




INTERNATIONAL PUBLIC SCHOOL

Worksheet English KG II

Write small cursive letter c, a, d



c



a



d



INTERNATIONAL PUBLIC SCHOOL

Worksheet English KG II

Write small cursive letter g, q, o



g



q




o



INTERNATIONAL PUBLIC SCHOOL

Worksheet English KG II

Write small cursive letter e, i, j



e



i



j



INTERNATIONAL PUBLIC SCHOOL

Worksheet English KG II

Write small cursive letter t, l, h



t



l



h



INTERNATIONAL PUBLIC SCHOOL

Worksheet English KG II

Write small cursive letter k, p, b



k



p



b



INTERNATIONAL PUBLIC SCHOOL

Worksheet Hindi KG II



अ से अः लिखो

Handwriting practice lines for the Hindi exercise. The page contains 10 sets of horizontal lines. Each set consists of a top line, a middle line, and a bottom line. The first four sets have a red dash on the top line, indicating the starting point for writing the letter 'अ' (A). The remaining six sets are blank for practice.



INTERNATIONAL PUBLIC SCHOOL

Worksheet Hindi KG II

क से झ लिखो



Handwriting practice lines for the Hindi alphabet. The page contains 10 sets of horizontal lines. Each set consists of a top line, a middle line, and a bottom line. The first line of each set is a dashed line, indicating the starting point for writing the letter 'क' (Ka). The remaining lines are solid, providing a guide for the height and placement of the letter. The letters 'से' (Se) and 'झ' (Jha) are also indicated by dashed lines on the middle line, showing their placement relative to the other lines. The letters 'लिखो' (Likhoo) are also indicated by dashed lines on the middle line, showing their placement relative to the other lines. The lines are evenly spaced and cover the majority of the page, providing ample space for practice.



A vibrant, cartoon-style illustration of a small, green, grassy island floating in the air. The island has a brown, rocky base and is surrounded by soft, white clouds. On the island, the numbers 0 through 9 are displayed in various colors and sizes. The numbers 1, 2, 3, 4, 5, 6, 7, 8, and 9 are standing upright, while the number 0 is lying on its side. The numbers are in shades of blue, pink, purple, orange, and green. The overall scene is bright and cheerful, with a clear blue sky in the background.

Write numbers from 1-50

[illegible]



INTERNATIONAL PUBLIC SCHOOL

Class KG II, Worksheet

Activity

Help Micky Mouse to reach to his home



30

1



Match the baby animals with their parents



Kid



Cow












INTERNATIONAL PUBLIC SCHOOL

Class KG II, Worksheet

WILD AND DOMESTIC ANIMALS

Colour the wild animals and circle the domestic animals







INTERNATIONAL PUBLIC SCHOOL

Class KG II, Worksheet

ANIMALS AND THEIR USE

Match the animals with their products





INTERNATIONAL PUBLIC SCHOOL

KG II, Worksheet EVS

LEARN

Animals / Birds

Babies

Cow, Elephant

Calf

Dog

Puppy

Cat

Kitten

Horse

Foal

Tiger, Lion, Bear

Cub

Sheep

Lamb

Hen

Chick

Duck

Duckling

Goat

Kid



INTERNATIONAL PUBLIC SCHOOL

KG II, Worksheet EVS

LEARN

Q.1 What is your name?

Ans. My name is _____

Q.2 What is your father's name?

Ans. My father's name is Mr. _____

Q.3 What is your mother's name?

Ans. My mother's name is Mrs. _____

Q.4 What is the name of your school?

Ans. The name of my school is International Public School.

Q.5 What is the name of your Principal?

Ans. The name of our Principal Mam is Mrs. Deepti Singh

Q.6 What is the name of your Co-ordinator?

Ans. The name of our Co-ordinator mam is Mrs. Himangi Shrikhande.

Q.7 What is the name of your class teacher?


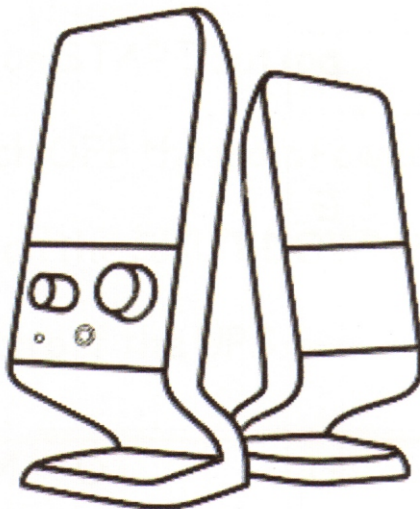



Ans. The name of my class teacher is _____.



INTERNATIONAL PUBLIC SCHOOL

Worksheet **KG II**

A. Colour the parts of Computer that have the ON/OFF switch.





INTERNATIONAL PUBLIC SCHOOL

Worksheet English KG II

STORY - 1

THE DOVE AND THE ANT



Once, a dove saw an ant drowning in the water.

He took pity on the ant and threw down a leaf.

The ant climbed onto the leaf and reached the shore safely.



continue...



INTERNATIONAL PUBLIC SCHOOL

Worksheet English KG II

STORY - 1

THE DOVE AND THE ANT



After some days, the ant saw the hunter aiming an arrow at the dove flying above.

He wanted to save the dove. So, he bit the hunter's leg.

The hunter missed his aim and the dove flew away safely.

Moral of the Story:-


Help others and others will help you



INTERNATIONAL PUBLIC SCHOOL

Worksheet English KG II

COLOUR THE GIVEN PICTURE



Happy Summer Holidays